



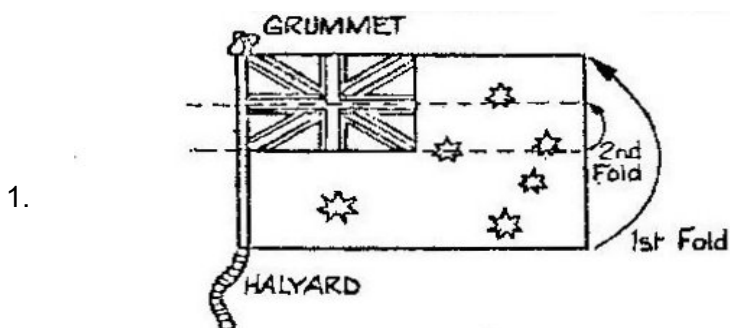
PHONES: 4929 3441 – 4929 1307
FAX: 4929 1699
EMAIL ADDRESS: ndba@pacific.net.au
WEBSITE: www.ndba.com.au

ADDRESS ALL CORRESPONDENCE TO:
PO BOX 2199, DANGAR 2309

NDBA ADVISORY COMMITTEE PAMPHLET NO.4

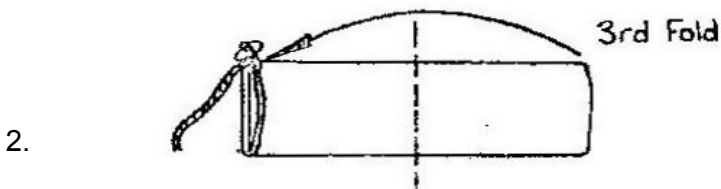
Unfurling a Pennant

The following method of folding a pennant will ensure that it breaks cleanly when unfurled at the masthead. Firstly, fasten the pennant to the halyard in the normal way and then fold as shown in the accompanying sketches:

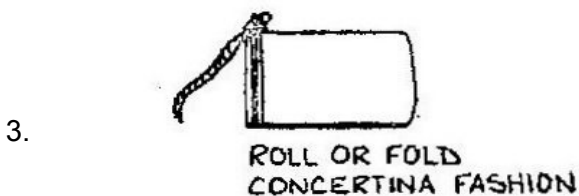


Fold in half lengthways.

Fold in half again.



Fold sideways.

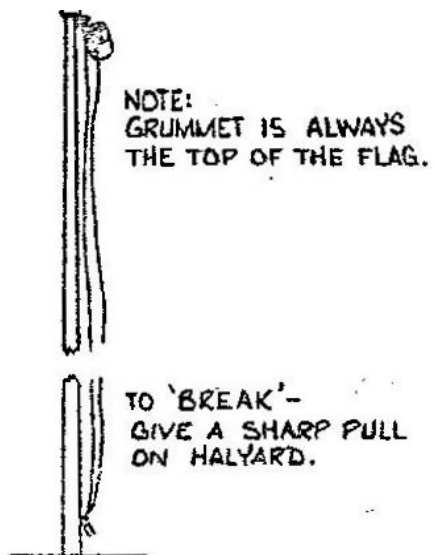


Roll or fold towards the halyard.



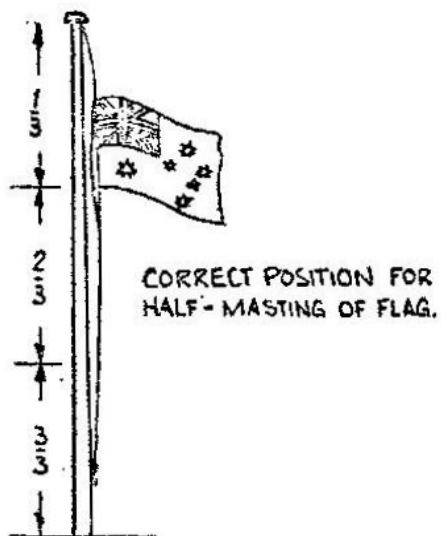
Wind halyard round pennant drawing tight enough to hold loop as shown.

5.



Pull halyard sharply to
'break' pennant.

6.



Always hoist pennant (or
flag) to masthead before
lowering to half mast.